THE DECOR NEST / BASEMENT BUILT-IN TV CENTER

EDITORIAL PROTOTYPE - NOT FOR CONSTRUCTION

A-101 / P1

USE DIMENSIONS - DO NOT SCALE

VIEW INDEX: V-01 FRONT ELEVATION



CHAIN: 6 | 30 | 36 | 36 | 36 | 36 | 30 | 6 = 216 in

*SHELF HEIGHTS ILLUSTRATIVE; COORDINATE PIN LOCATIONS / LOADS

TV LEVEL DIM-008 / ANCHOR FIELD VERIFY

V-01 FRONT ELEVATION

ISSUE: COORDINATED PROTOTYPE | PRINT: NOT TO SCALE - DIMENSIONS GOVERN

UNITS: INCHES [MODEL SPACE] / METRIC EQUIVALENTS (mm) | All P values are provisional

PROJECT / DEL-005	REV / DATE
TDN-BI-TV-001	P1 / 2026-10-30

VIEW INDEX: V-02 PLAN / DEPTH LAYOUT

V-02 PLAN / HORIZONTAL DEPTH COORDINATION

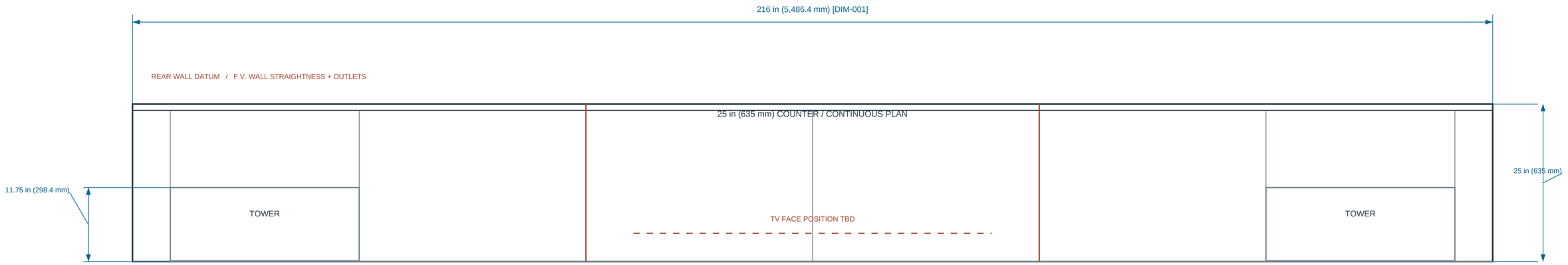

MODULE STATION SCHEDULE - X FROM LEFT DESIGN DATUM

SEGMENT	START X	END X	WIDTH	ITEM	EVIDENCE
LEFT FILL	0 in (0 mm)	6 in (152.4 mm)	6 in (152.4 mm)	CUSTOM FILLER	P / FIELD FIT
LEFT TOWER	6 in (152.4 mm)	36 in (914.4 mm)	30 in (762 mm)	PROD-002	M WIDTH
CENTRAL RUN	36 in (914.4 mm)	180 in (4,572 mm)	144 in (3,657.6 mm)	4 x PROD-001	M MODULES
RIGHT TOWER	180 in (4,572 mm)	210 in (5,334 mm)	30 in (762 mm)	PROD-002	M WIDTH
RIGHT FILL	210 in (5,334 mm)	216 in (5,486.4 mm)	6 in (152.4 mm)	CUSTOM FILLER	P / FIELD FIT

DEPTH INTERFACE / BASIS

Base cabinet depth: 24 in (609.6 mm), M / PROD-001 and PROD-002.

Countertop stock: 25 in (635 mm) deep x 1.5 in (38.1 mm) thick / PROD-003.

Counter overhang: 1 in (25.4 mm), DERIVED from 25 - 24; rear wall datum P.

Tower depth: 11.75 in (298.5 mm), P. Nominal carcass thickness: 0.703 in (17.9 mm), M.

Seams at X=72 in (1,828.8 mm) and X=144 in (3,657.6 mm): P; support/movement TBD.

No side-to-side or front clearances proven for door swings or occupied room circulation.

VIEW INDEX: V-03 TOWER SECTION A-A | V-04 TV WALL SECTION B-B

V-03 A-A / BOOKCASE TOWER

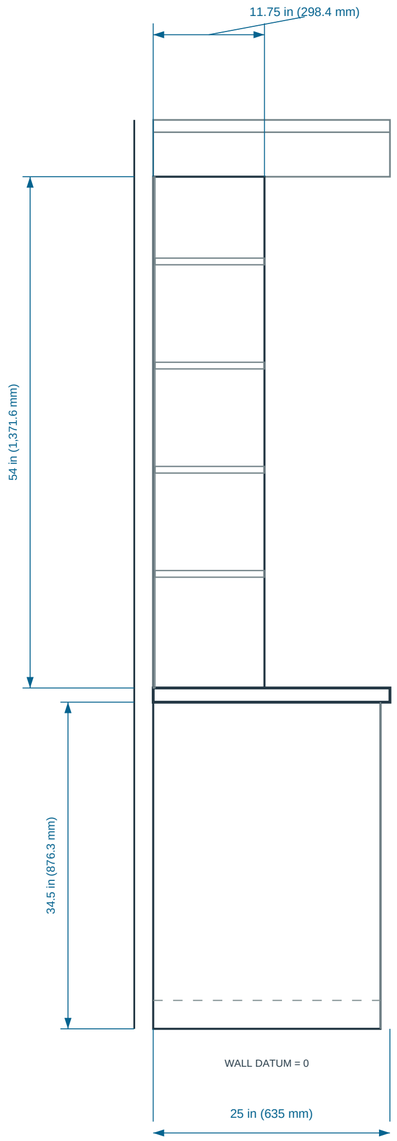

ASSEMBLY / PARTS KEY

PROD-004: birch ply sides / shelves,

0.703 in (17.9 mm) actual M.

PROD-005: backing, 0.188 in

(4.8 mm) actual M; inset P.

Shelf clear width: 28.594 in

(726.3 mm), DERIVED.

Shelf heights = ILLUSTRATIVE.

Edge treatment / nosing: TBD.

Shelf loads / pin spacing: TBD.

Crown: 6 in (152.4 mm) P ZONE.

Back-to-stud anchors: SITE REVIEW.

Counter: wood movement to resolve.

V-04 B-B / TV WALL

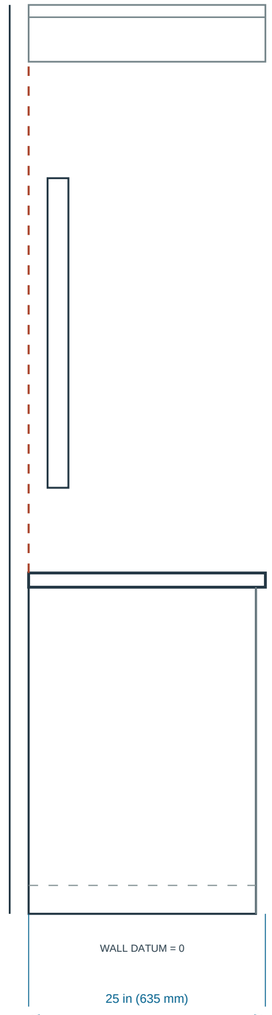

INTERFACES / PENDING

PROD-011: 65QM6K TV; front size

56.9 x 32.7 in M (see A-101).

PROD-012: EGLT3 TV mount.

VESA: 11.81 in (300 mm) square M.

TV bottom: 45 in (1,143 mm) P.

TV stand-off: NOT DIMENSIONED.

Wall cladding: custom MDF /

horizontal battens; thick. TBD.

Mount independently to framing;

never to decorative cladding.

PROD-013 cable kit: wall cavity,

power routing and code SITE CHECK.

A-A & B-B: CROSS-SECTIONS ARE SCHEMATIC; FRAMING, SHELF FIXINGS AND TV STANDOFF NOT VERIFIED

V-03 TOWER SECTION A-A / V-04 TV WALL SECTION B-B

ISSUE: COORDINATED PROTOTYPE | PRINT: NOT TO SCALE - DIMENSIONS GOVERN

UNITS: INCHES [MODEL SPACE] / METRIC EQUIVALENTS (mm) | All P values are provisional

PROJECT / DEL-005	REV / DATE
TDN-BI-TV-001	P1 / 2026-10-30

VIEW INDEX: V-05 COMPONENT AND VERIFICATION REGISTER

V-05 COMPONENT SCHEDULE / QUANTITY STATUS

KEY	COMPONENT / EXACT VARIANT	ALLOC / DESIGN	STATUS	DETAIL / EXCLUSION
PROD-001	KSB36-UF base cabinets	4 each	M nominal width	36 in (914.4 mm) width
PROD-002	KSB30-UF base cabinets	2 each	M nominal width	30 in (762 mm) width
PROD-003	BBCT1502598 butcher block	3 x 98 in (2,489.2 mm) P	M stock size	Seams/scribing TBD
PROD-004	PureBond 165921 birch ply	4 sheets P	M sheet thick.	0.703 in (17.9 mm) thick
PROD-005	PureBond 165891 backing	2 sheets P	M sheet thick.	0.188 in (4.8 mm) thick
PROD-006/007	Woodgrain 10004429 / PrimeLinx 252909	4 + 9 x 8 ft (2,438.4 mm) P	VARIANT SOURCE	Returns/miter TBD
PROD-008-010	Primer + wood finish system	Qty TBD	SPECIFIED	Enamel exact tint pending
PROD-011-013	TV / mount / cable kit	1 each P	SPEC MATCH	Actual anchor SITE CHECK
PROD-014/015	Blake lights / Amerock pulls	2 / 12 P	SOURCE VERIFIED	Site fit and holes P
PROD-016-020	Glue, sealant + display props	Qty TBD	SOURCE VERIFIED	Props optional

CUSTOM COMPONENTS / UNRESOLVED DESIGN ELEMENTS

CMP-01 Two upper tower carcasses, 30 in (762 mm) x 54 in (1,371.6 mm) x 11.75 in (298.5 mm) P.

CMP-02 Adjustable shelves: 4 pictured per tower; shelf positions and load ratings TBD (not a cut list).

CMP-03 Backing, nosing, 6 in (152.4 mm) fillers, MDF cladding, face frames and crown returns.

CMP-04 Internal base cabinet shelves, plinth/toe detail, countertop seams and supports P / TBD.

CMP-05 Structural anchoring to suitable substrate, fasteners, dust control and finish-prep consumables.

CMP-06 Decor: 3 original geometric wood panels; other book/plant/vase objects are OPTIONAL styling.

DIM-001 wall W | DIM-002 wall H | DIM-003 base H | DIM-004 counter | DIM-005 tower

DIM-006 plywood | DIM-007 TV | DIM-008 TV level | DIM-009 crown | DIM-010 clear shelf W

FIELD VERIFICATION / SAFETY - REQUIRED BEFORE ACTUAL INSTALLATION

Measure actual wall width/height/level/plumb, obstructions, stair/access path and basement moisture.

Locate framing, confirm anchor capacity and bracket clearance; coordinate cables and code-compliant power.

Verify cabinet door operation, shelf supports/loads, countertop joint support and wood movement.

Validate finish adhesion/cure on actual surfaces; obtain local licensed review where safety/services require.

Prototype dimensions in this set do NOT establish actual-site fit, structural performance, or permits.