GENERAL ARRANGEMENT

CUSTOM SHAKER-STYLE CABINET DOORS + THICK-FRONT SHELVES

EDITORIAL PROTOTYPE

E-01 / FRONT ELEVATION

PROTOTYPE ORTHOGRAPHIC | MAIN DIMENSIONS



DESIGN ASSUMPTIONS / LEGEND

01 SOURCE GEOMETRY

IKEA BILLY 205.220.46, white.
Three units; 31.496 in [800 mm]
nominal width per unit. Published
height 79.488 in [2019 mm].

02 PROTOTYPE CONFIGURATION

Three bays; six new doors.
38.1 mm shelf-face trim at four
illustrative levels per bay.
Total: twelve trim pieces.

03 UNLOCKED SHELF HEIGHTS

Only transition top = 630 mm
is an editorial assumption.
Other shelf heights are
diagrammatic and NOT cut sizes.

04 FABRICATION BOUNDARY

Do NOT cut doors from this view.
Exact openings, shelf pins,
hinge overlay, support and
door swing require verification.

05 FINISH / SAFETY

Boothbay Gray HC-165 is a
design color, not a photo match.
Factory foil adhesion untested.
Mandatory wall anchor unresolved.

M = manufacturer nominal | P = prototype

No interior/opening dimension certified.

VIEW E-01 / NTS - DIMENSIONS GOVERN

PROJECT	ISSUE / UNITS	DELIVERABLE	SHEET
Custom Shaker-Style Cabinet Doors and Thick-Front Shelves USE DIMENSIONS - DO NOT SCALE | NOT FOR CONSTRUCTION	PROTOTYPE / DESIGN INCHES + [MM] DXF geometry: mm, 1:1	**DEL-004** **REV A**	**S-01 / 04** 20 NOV 2026

PLAN AND VERTICAL SECTION

EDITORIAL PROTOTYPE

CUSTOM SHAKER-STYLE CABINET DOORS + THICK-FRONT SHELVES

P-01 / TOP PLAN - THREE BAYS

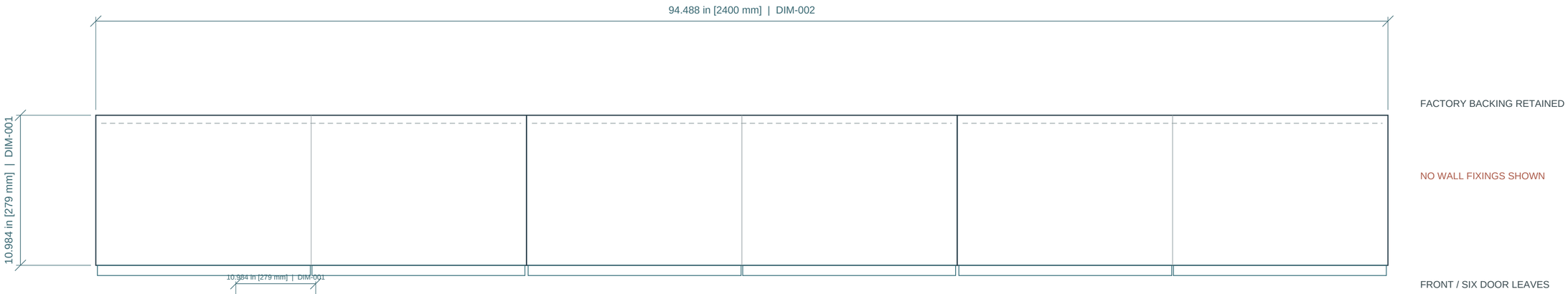

X-01 / VERTICAL SECTION THROUGH ONE BAY

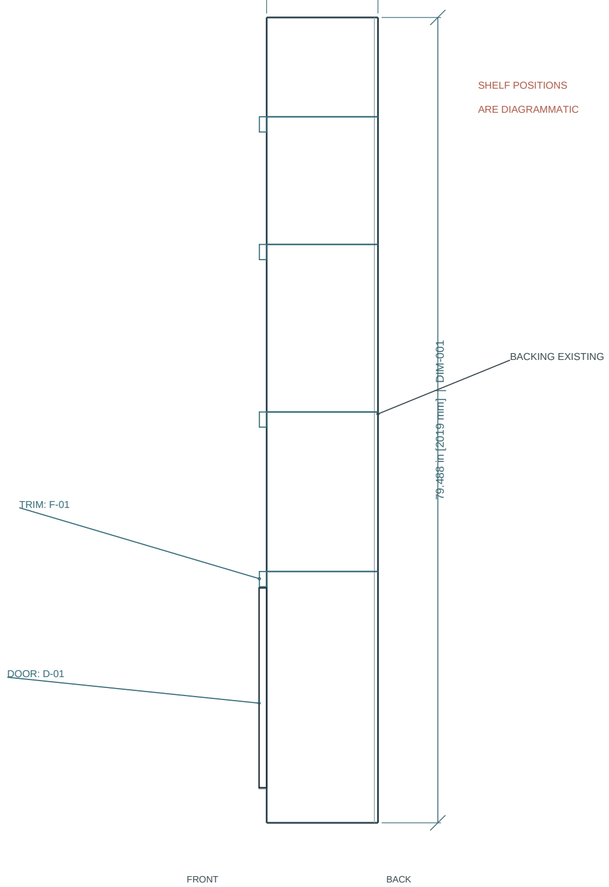

ASSEMBLY / INTERFACE NOTES

B-01 BACKING / RACKING

Retain the manufactured BILLY backing and its specified assembly method. Do not delete or redesign it from the photo. Existing cabinet wall/shear performance is not certified.

B-02 LOWER DOOR / HINGE SUPPORT

Blum 71B3550 + 173L6100 are identified options. The 37/32 mm plate pattern is known; overlay, mount position and attachment strength to the BILLY are NOT.

B-03 TRIM TO FACTORY SHELVES

38.1 mm vertical face, 18.26 mm section actual. No adhesive/screw pattern is approved for foil-covered shelf fronts: determine substrate and connection first.

B-04 WALL / UNIT INTERFACES

Confirm real wall width, plumb, studs/substrate, wall anchors and tip-over restraint per IKEA instructions. No structural fasteners or load ratings are implied.

B-05 DIMENSIONAL RELIABILITY

Cabinet envelope: manufacturer nominal. Doors, stationary shelf locations and clearances: prototype schematics only; do not fabricate from them.

P-01 / X-01 : SECTIONAL GEOMETRY NOT VERIFIED

PROJECT	ISSUE / UNITS	DELIVERABLE	SHEET
Custom Shaker-Style Cabinet Doors and Thick-Front Shelves USE DIMENSIONS - DO NOT SCALE | NOT FOR CONSTRUCTION	PROTOTYPE / DESIGN INCHES + [MM] DXF geometry: mm, 1:1	**DEL-004** **REV A**	**S-02 / 04** 20 NOV 2026

DOOR AND HINGE DETAIL

CUSTOM SHAKER-STYLE CABINET DOORS + THICK-FRONT SHELVES

EDITORIAL PROTOTYPE

D-01 / SHAKER DOOR - ILLUSTRATIVE FRONT

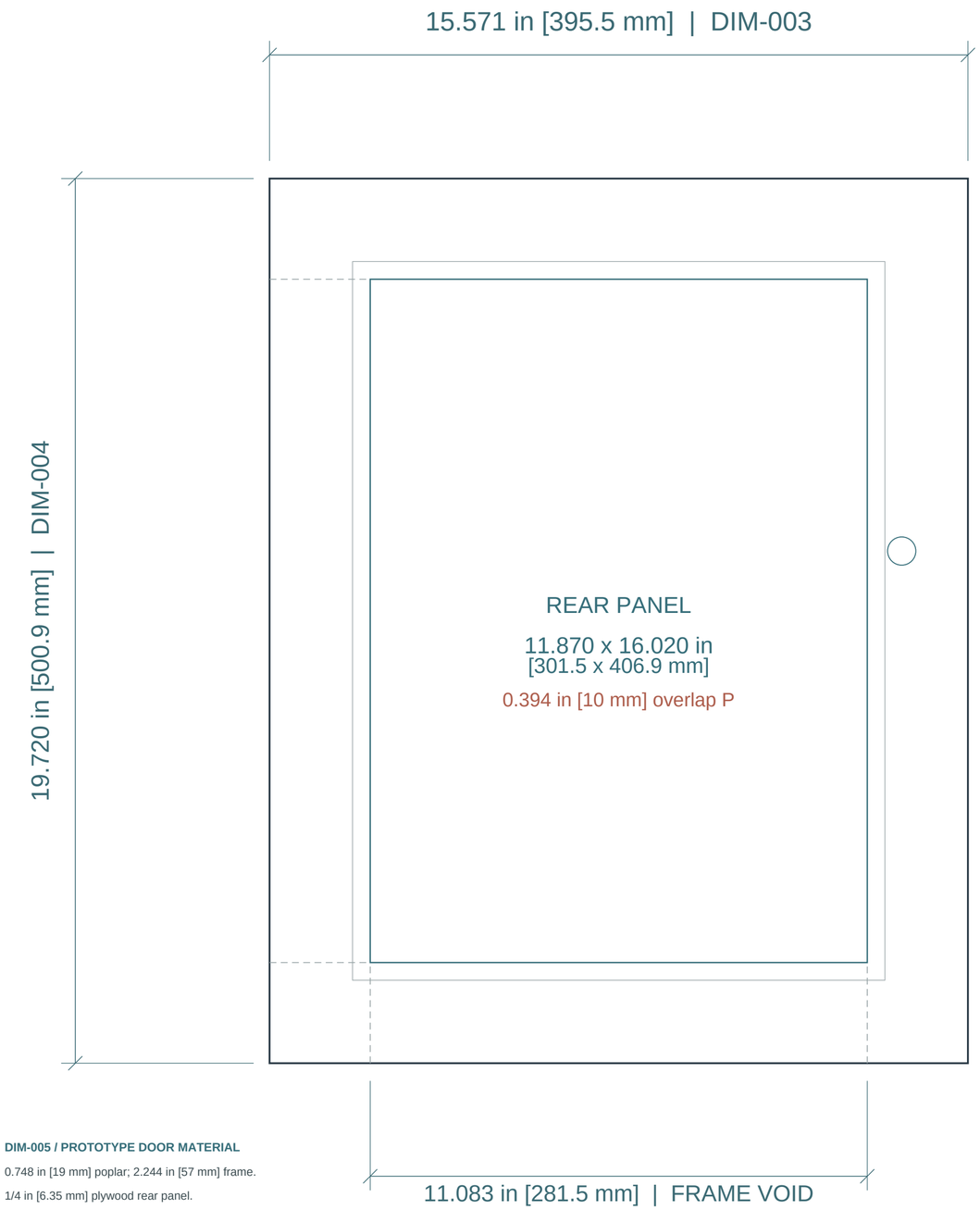

DIM-005 / PROTOTYPE DOOR MATERIAL

0.748 in [19 mm] poplar; 2.244 in [57 mm] frame.

1/4 in [6.35 mm] plywood rear panel.

D-02 / FRAME CORNER METHOD

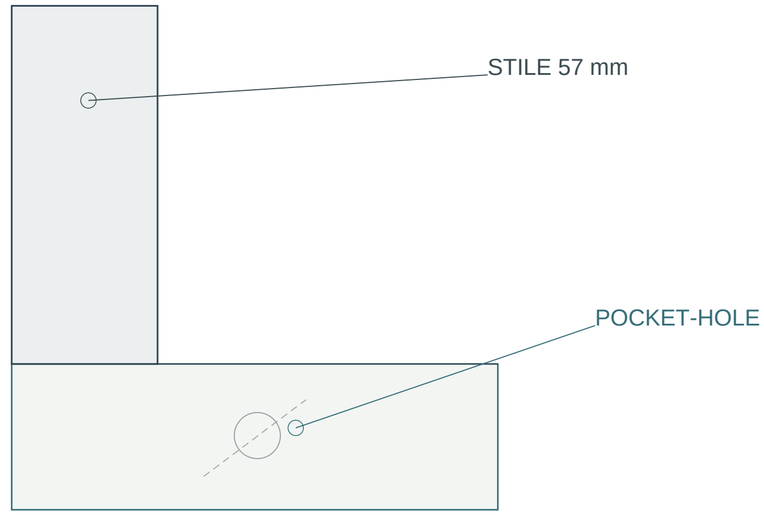

Pocket-hole positions and screw length depend on the selected jig, stock and instructions.

Method applies to independent wood door frame;

NOT a confirmed fixing into the BILLY cabinet.

D-03 / CONCEALED HINGE & PLATE

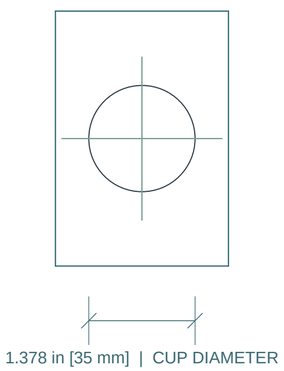

BLUM 71B3550

1.378 in [35 mm] CUP
0.512 in [13 mm] DEPTH
CENTER SETBACK UNVERIFIED

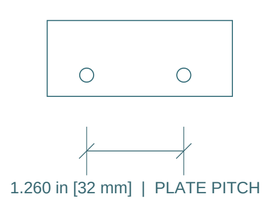

PLATE: 1.457 in [37 mm]

BILLY FIXING UNVERIFIED

DOOR FIT BOUNDARY

Six doors at 395.5 x 500.9 mm are illustrative.

Do not order, drill or cut until the actual

PROJECT	ISSUE / UNITS	DELIVERABLE	SHEET
Custom Shaker-Style Cabinet Doors and Thick-Front Shelves USE DIMENSIONS - DO NOT SCALE | NOT FOR CONSTRUCTION	PROTOTYPE / DESIGN INCHES + [MM] DXF geometry: mm, 1:1	**DEL-004** **REV A**	**S-03 / 04** 20 NOV 2026

SHELF FRONT AND MATERIAL REGISTER

CUSTOM SHAKER-STYLE CABINET DOORS + THICK-FRONT SHELVES

EDITORIAL PROTOTYPE

F-01 / SHELF FRONT PROFILE - SECTION



F-01: CONNECTION TO FOIL-COVERED SHELF IS NOT VERIFIED

Retain factory shelf. Confirm suitable adhesive or a verified non-damaging attachment method before fabrication.

FINISH SYSTEM

Clean and evaluate factory paper foil; test adhesion first.

Bonding primer: INSL-X Stix, White (PROD-008).

Finish: ADVANCE Satin 792, Boothbay Gray HC-165.

Manufacturer recoat guidance does not guarantee foil adhesion.

EXCLUSIONS / NON-FABRICATION INFORMATION

Knob hole location is illustrative only; verify door operations.

Backing remains the purchased factory assembly. No new board counted.

Wall anchorage, unit tying, and trim fixing remain site-specific.

No structural ratings, load capacity or field measurements supplied.

No finish testing, accessory styling or decorative book quantities.

COMPONENT SCHEDULE / EDITORIAL PROTOTYPE

KEY	ITEM / SELECTED BASIS	QTY	STATUS
PROD-001	IKEA BILLY 205.220.46	3 ea	EXACT
CMP-001	19 mm poplar frame stock	6 doors	CUSTOM
CMP-002	1/4 in plywood panels	6 ea	CUSTOM
PROD-002	Blum 71B3550 hinges	12 ea	PROV.
PROD-003	Blum 173L6100 plates	12 ea	PROV.
PROD-004	Amerock BP37340CZ knobs	6 ea	EXACT
PROD-005	Primed pine 128PPFJS4S	12 pcs	PROV.
PROD-008	INSL-X Stix SXA110099-01	TBD	SPEC.
PROD-007	BM ADVANCE 792 HC-165	TBD	SPEC.
CMP-003	Factory shelves / backing	RETAIN	EXIST.
CMP-004	Fillers, surrounds, fasteners	TBD	PENDING
CMP-005	Glue, filler, abrasives, caulk	TBD	CUSTOM

ALL COUNTS ARE INSTALLED ITEMS - NOT PACK TOTALS.

TRIM PURCHASE: 4 BOARDS THEORETICAL MIN;
5 BOARDS EDITORIAL ALLOWANCE, NOT VERIFIED CUT PLAN.

FIELD VERIFICATION BEFORE PHYSICAL BUILD

1. Measure real BILLY openings and stationary shelf height.
2. Check overlay, door swing, hinge bore and plate attachment.
3. Resolve shelf-front fixing without weakening factory shelves.
4. Choose wall anchors for actual substrate and install per IKEA.
5. Test full finish system on representative paper foil.